



Item# \_\_\_\_\_

Job \_\_\_\_\_



**PT1C**  
Single Bay  
(Totes Sold Separately)

## SUPER-ERECTA SHELF® TOTE BOX CARRIERS/ PT TRUCKS

- **Provides Efficient Handling** of totes, trays, and other types of containers.
- **Versatile:** Available in single, double, or triple-bay configurations.
- **Super Erecta Shelf® Construction:** Provides positive placement and easy vertical relocation of slides if your requirements change.
- **Casters:** Four 5" (127mm) swivel. Choose resilient or polyurethane tread.
- **Lightweight:** Easy to maneuver.
- **Chrome-Plated Finish**
- **Adjustable Models Available:** Telescoping front and back frames on the APT1C truck permit a variation up to 8<sup>3</sup>/<sub>4</sub>" (222mm) in horizontal distance between slides. These trucks can do "double duty" and accommodate containers from 15<sup>1</sup>/<sub>2</sub>" (394mm) to 24<sup>1</sup>/<sub>4</sub>" (615mm) in width. Easily adjusts with a socket wrench.



**PT2C**  
Double Bay



**PT3C**  
Triple Bay



Job \_\_\_\_\_



SUPER-ERECTA SHELF®  
TOTE BOX CARRIERS/PT TRUCKS

**Tote Box Undershelf Slides**

Width/Length		Height		Caster	Approx. Pkd. Wt.		Cat. No.
(in.)	(mm)	(in.)	(mm)		(lbs.)	(kg)	
<b>SINGLE BAY</b>							
26x22 <sup>5</sup> / <sub>8</sub>	660x574	68	1727	Resilient	56	25.2	PT1C-5M*
26x22 <sup>5</sup> / <sub>8</sub>	660x574	68	1727	Polyurethane	56	25.2	PT1C-5MP*
<b>ADJUSTABLE SINGLE BAY (8<sup>3</sup>/<sub>4</sub>" [222mm] width adjustability)</b>							
20 <sup>5</sup> / <sub>8</sub> to 29 <sup>3</sup> / <sub>8</sub> x26	523 to 746x660	68	1727	Resilient	54	24.3	APT1C-5M
20 <sup>5</sup> / <sub>8</sub> to 29 <sup>3</sup> / <sub>8</sub> x26	523 to 746x660	68	1727	Polyurethane	54	24.3	APT1C-5MP
<b>DOUBLE BAY</b>							
26x41 <sup>3</sup> / <sub>4</sub>	660x1060	68	1727	Resilient	73	32.8	PT2C-5M**
26x41 <sup>3</sup> / <sub>4</sub>	660x1060	68	1727	Polyurethane	73	32.8	PT2C-5MP**
<b>TRIPLE BAY</b>							
26x60 <sup>7</sup> / <sub>8</sub>	660x1545	68	1727	Resilient	117	52.6	PT3C-5M***
26x60 <sup>7</sup> / <sub>8</sub>	660x1545	68	1727	Polyurethane	117	52.6	PT3C-5MP***

Each carrier has two brake casters and two swivel casters.

\*Single-bay carriers are equipped with six S3C single slides (3 sets).

\*\*Double-bay carriers are equipped with six S3C single slides (3 sets) and three S4C double slides.

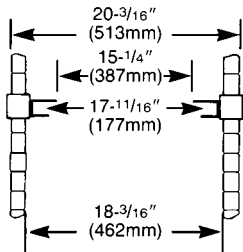
\*\*\*Triple-bay carriers are equipped with six S3C single slides (3 sets) and six S4C double slides (3 sets).

Also available without slides. Order with catalog numbers PTN1, PTN2, PTN3.



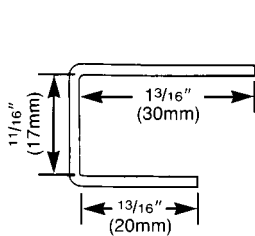
**PT1C  
Single Bay  
(Totes Sold Separately)**

**STANDARD UNIT:  
INSIDE CLEARANCES**

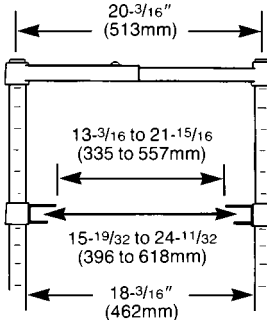


**SLIDE SECTION ONLY**

**Combination  
Slide S3C**



**ADJUSTABLE UNIT:  
INSIDE CLEARANCES**



**Extra Slides**

Width/Length		Description	Approx. Pkd. Wt.		Cat. No.
(in.)	(mm)		(lbs.)	(kg)	
1 <sup>3</sup> / <sub>16</sub> x24	30x610	Combination Single Slide	1.5	.67	S3C
1 <sup>3</sup> / <sub>16</sub> x24	30x610	Combination Double Slide	1.6	.72	S4C
End Stops for the S3C Slide					9950Z