



TIM CAMPBELL 800-400-7500

Item # _____

Job _____

MetroBasix™ Compact –

Efficient storage space for a confined work place.

MetroBasix™ Compact is constructed from a strong steel alloy to endure the rigors of a daily routine while providing a safe, ergonomic and flexible work area for the user. The MetroBasix line of carts is available in three styles: MetroBasix, MetroBasix Compact and MetroBasix Plus.

- **Compact** - This cart is ideal for close quarters. The cabinet provides a compact footprint of 18½" x 19¼" (470mm x 489mm).
- **Moveable** - This cabinet comes with 3" (76mm) diameter casters (two with brakes), allowing it to be relocated, or moved when cleaning.
- **Flexible** - User defined configurations can be accommodated by filling an empty cart shell with desired 3", 6" and 9" (76, 152, 229mm) drawer heights.
- **Accessible** – Full-extension drawers provide complete access to supplies. Optional drawer dividers keep supplies neat and organized.
- **Ergonomic** - Polymer top provides a user-friendly work surface. Accessory push handles can be mounted in an ergonomic fashion to allow for easy pushing or pulling of the cart.
- **Accessories** - An array of task support accessories are available for above the work surface or the side of the cart.



MBC3110TL, MBC-LV (Lavender)



MBC3110TL, MBC-DB (Dark Blue) with Accessories



MetroBasix™ Compact Carts and Drawers

M	B	C	*	S	N
Metro	Basix	Compact	Drawers / Space (in.)	Color Tone	Lock Type
*4 digit code indicates drawer configuration.					
2 digit code (24) indicates vertical space (in.) in empty carts.					

Part No.	Drawer Space (in.) (mm)		Drawer Config.	Color	Lock	Height (in.) (mm)		Width (in.) (mm)		Length (in.) (mm)		Approx. Pkd. Wt. (lbs.) (kg)	
MBC3110TL	24	610	3 - 3" 1 - 6" 1 - 9"	Two Tone	Key Lock	34½	876	18½	470	19¼	489	133	63
MBC1210TL	24	610	1 - 3" 2 - 6" 1 - 9"	Two Tone	Key Lock	34½	876	18½	470	19¼	489	133	63

Empty Carts

Part No.	Drawer Space (in.) (mm)		Drawer Config.	Color	Lock	Height (in.) (mm)		Width (in.) (mm)		Depth (in.) (mm)	
MBC24SL	24	610	Empty	Solid	Key Lock	34½	876	18½	470	19¼	489
MBC24TL	24	610	Empty	Two Tone	Key Lock	34½	876	18½	470	19¼	489

Drawers

Part No.	Description	Height		Interior Dimensions Width		Length		Weight Capacity*	
		(in.)	(mm)	(in.)	(mm)	(in.)	(mm)	(lbs.)	(kg)
MBC103	3" Deep Drawer	2⅞	73	16½	432	15	381	15	7
MBC106	6" Deep Drawer	6¼	159	16½	432	15	381	15	7
MBC109	9" Deep Drawer	9⅞	238	16½	432	15	381	15	7

*Drawer capacity is determined by cart stability with 1 drawer fully extended.

Drawer Accessories


Part No.	Description	Height (in.) (mm)		Width (in.) (mm)		Length (in.) (mm)	
MBC113	Compact 3" Drawer Flexible Divider Kit (2 Long, 5 Short Dividers)						
MBC123	Compact 3" Fixed Drawer Divider Kit (2 Rails, 4 Front to Back Dividers)						
MBC129	Compact 9" Fixed Drawer Divider Kit (2 Rails, 4 Front to Back Dividers)						
MBC150	Compact 3" Tray, 2 Long, 4 Short, 10 Ampule Dividers	3	76	16	406	14	381
MBC151	Compact 3" Tray, 2 Long, 5 Short Dividers	3	76	16	406	14	381

Overbridge and Accessories


Part No.	Description	Height (in.) (mm)		Width (in.) (mm)		Length (in.) (mm)	
MBC511*	Overbridge with 3 rails	30	762	1	25	18½	470
MBC512*	Overbridge with 3 rails, one with hooks	30	762	2½	64	18½	470
MBA583	Tape Dispenser for Overbridge	3	76	3	76	14	356
MBA586	Divided Organizer with Lid and Brackets	3	76	7	178	7	178

*Note: Overbridge adds 21" to height of cart


Colors



MBC-BG
Blue Gray




MBC-CB
Crash Cart
Blue



MBC-CR
Cranberry




MBC-DB
Dark Blue




MBC-DT
Dark Taupe




MBC-HG
Hunter
Green




MBC-LA
Lavender




MBC-LT
Light Taupe




MBC-MA
Mauve



MBC-RE
Red




MBC-SB
Slate Blue



MBC-SG
Seafoam
Green



MBC-TE
Teal



MBC-YE
Yellow

MetroBasix™ Compact Carts and Drawers

Cart Accessories

Part No.	Description	Height		Width		Length	
		(in.)	(mm)	(in.)	(mm)	(in.)	(mm)
MBX205*	Accessory Bar Bracket	1	25	18	457	1/2	6
MBC207	Side Handle, Tubular	2 1/2	64	16	406	2	51
MBX208	Utility Hooks 2/pkg.	3 1/2	89	1/2	13	2	51
MBC210	Compact Cart Rail	5	127	21	127	17 3/4	127
MBA215*	Glove Box Holder	10	254	5 3/4	146	4	102
MBA218*	Wire Basket	13	330	10	254	3 1/2	89
MBA220*	Waste Container w/ Lift Top 20 Qt.	18	457	10	254	14	356
MBA221*	Waste Container no top 28 Qt.	15 1/4	387	14	356	10	254
MBA223*	Waste Container w/ Touch Top 28 Qt.	19	483	17	432	14	356
MBX230	Side Shelf (20 lb. [9.1kg] weight capacity)			17 3/4	451	19 7/8	378
MBA241	Catheter holder, short 19"	19	483	8	203	4	102
MBA242	Catheter holder, short 19" Clear Front	19	483	4	102	4	102
MBA243	Catheter holder, long 28"	28	711	8	203	4	102
MBA244	Catheter holder, long 28" Clear Front	28	711	4	102	4	102
MBX250	Sharps Bracket	9	229	2 1/4	57	3	76
MBA667	I.V. Pole						

*MBX205 required to hang waste container and wire basket



MBC150



MBC151



MBX205



MBC207



MBX208



MBC210



MBA215



MBA221



MBX230



MBX250



MBA243



MBA244



MBA241



MBA242



MBA667



MBA586



MBA583



MBC511



MetroBasix™ Compact

MetroBasix™ Compact Specifications:

- Cart Body: Double wall construction
Inner wall: 22 gauge (.030"/.8mm) steel
Outer wall: 20 gauge (.036"/.9mm) steel
Finish: Powder coated

- Work Surface: .125" (3mm) thick ABS, raised on four sides
Dimensions: 1¹/₄" H x 18¹/₂" W x 19¹/₄" L (32H x 470W x 489mm L)
Usable space: 17" x 17¹/₂" (432 x 445mm)

- Casters: 3" (76mm) diameter with resilient tread
2 swivel, 2 brake
175 lbs. (82kg) per cart

- Drawers: 15 lbs. (7kg) load rating per drawer
 - Body: 22 Gauge (.030"/.8mm) steel w/16 gauge (.060"/2mm) lock clips
Finish: Powder coated
 - Fronts: 20 Gauge (.036"/.9mm) steel
Finish: Powder coated
 - Pull: Polymer
 - Slides: Zinc-Plated Steel
Load Rating: 100 Lbs.(45kg)/set

- Lock: Bright Nickel Type 3
G Cam, 7¹/₈" (22mm) Cylinder
2 Keys,
Coded on lock and keys