



TIM CAMPBELL 800-400-7500

Item # _____

Job _____

HD SUPER™ WORK CENTER WITH OVERHEAD

- **Organize Work Areas:** HD Super™ Work Center with overhead structure helps organize work areas, keeping the work surface neat and clutter-free.
- **Saves Steps, Time:** Overhead accessories provide a place for spices, pots and pans and utensils, so they are always within easy reach.
- **Choice of Three Overhead Accessories:**
 - Cantilever Shelf** — 12" (305mm) wide wire shelf holds cooking utensils, ingredients, etc.
 - Spice Rack** — wire rack keeps spices handy.
 - Hook** — attaches to the edge of the other accessories to hold pots, pans, utensils, etc.
- **Arrange Accessories to Suit Needs:** The cantilever shelf and the spice rack can be placed at any level above the table top, and can be adjusted as needed in two-inch increments. They can be arranged in any combination and number along the 88" (2235mm) high HD Super™ back posts
- **Unique Sanitary Seal Around Back Posts:** The 88" (2235mm) high back posts extend up through holes in the table, which is embossed at $\frac{3}{8}$ " (12mm) around the holes. A seal at the top of the embossment creates a watertight seal between the posts and the table, preventing food particles and liquids from entering the holes.
- **Heavy-Duty:** HD Super™ Work Centers are designed and built for heavy-duty foodservice and food processing applications. The 34" (864mm) high work surface is made of seamless, 14-gauge stainless steel with a support structure that virtually eliminates any "drumming" effect.
- **Greater Rigidity:** Work Centers feature sturdy $1\frac{5}{8}$ " (38mm) diameter HD Super™ posts and the tapered sleeves and corners of patented Super Erecta Shelf® construction. These two features assure a rigid, wobble-free table.
- **Easy to Assemble:** Units are shipped knocked down and can be put together in minutes without special tools.
- **Several Styles Available:** HD Super™ Work Centers with overhead structure come in 12 models, all with stainless steel table tops, but offering a choice of chrome-plated or stainless steel posts and either a shelf or a three-sided frame which can be placed at the desired level below the top. (NSF requires that shelves be placed at least 6", 152.4mm above the floor.) Additional shelves can be ordered from HD Super™ stock



*Work Center with Cantilever Shelf
and Spice Rack Accessories*



WORK CENTER WITH OVERHEAD

Specifications:

• **Top:** Seamless 14-gauge T-304 stainless steel, embossed at $\frac{3}{8}$ " (12mm) around holes for posts, neoprene-sealed at top of embossment. 14-gauge (.075) channel support structure is nickel/chrome-plated after fabrication.

• **Bottom Shelf:** 16-gauge galvanized or T-304 stainless steel. 14-gauge available on special order. 30" x 60" (760 x 1525mm) work centers have 24" x 54" (610 x 1370mm) bottom shelves; 30" x 72" (760 x 1825mm) and 30" x 96" (760 x 2439mm) work centers have 24" x 60" (610 x 1525mm) bottom shelves.


• **Bottom Frame:** Three-sided tubular frame available in 16-gauge chrome-plated or stainless steel. 30" x 60" (760 x 1525mm) work centers have 24" x 54"

(610 x 1370mm) bottom frames; 30" x 72" (760 x 1825mm) and 30" x 96" (760 x 2439mm) work centers have 24" x 60" (610 x 1525mm) bottom frames.


• **Posts:** Steel posts have an outside diameter of $1\frac{5}{8}$ " (38mm), with rolled grooves in 2" (51mm) increments along entire height.

• **Shelf and Spice Rack:** Open wire construction, with tapered corners that fit over tapered split sleeves on $1\frac{5}{8}$ " (38mm) diameter HD Super™ posts. Available in stainless steel or chrome-plated.


• **Other Accessories:** See data sheet #17.22 for cutting board holder and drawers.



Cantilever Shelf



Spice Rack



Hook

Dimensions

Width (in.)	Length (in.)	Overall Height (in.)	Approx. Pkd. Wt. (lbs.)	Post Material	Bottom Shelf Material	Bottom Frame Material	Cat. No.
30	60	88 $\frac{1}{4}$	158	SS	SS	—	WTC306FS
30	72	88 $\frac{1}{4}$	182	SS	SS	—	WTC307FS
30	96	88 $\frac{1}{4}$	234	SS	SS	—	WTC309FS
30	60	88 $\frac{1}{16}$	160	Chrome	Galvanized	—	WTC306FC
30	72	88 $\frac{1}{16}$	184	Chrome	Galvanized	—	WTC307FC
30	96	88 $\frac{1}{16}$	236	Chrome	Galvanized	—	WTC309FC
30	60	88 $\frac{1}{4}$	137	SS	—	SS	WTC306US
30	72	88 $\frac{1}{4}$	160	SS	—	SS	WTC307US
30	96	88 $\frac{1}{4}$	212	SS	—	SS	WTC309US

LOAD RATING FOR OVERHEAD: 300 lbs. (136 Kg.) maximum.

LOAD RATING FOR TOP: 3060–625 lbs. (283 kg.); 3072–750 lbs. (340 kg.); 3096–1000 lbs. (454 kg.) equally distributed.

Accessories

Spice Rack

Fits Units	Inside Height (in.)	Inside Depth (in.)	Inside Length (in.)	Approx. Pkd. Wt. (lbs.)	Cat. No. Chrome-Plated	Cat. No. Stainless
60" (1525mm) long	1 $\frac{15}{16}$	49.2	51 $\frac{9}{16}$	7.7	654SRC	654SRS
72" (1825mm) long & 96" (2439mm) long	1 $\frac{15}{16}$	49.2	57 $\frac{9}{16}$	8.3	660SRC	660SRS

Cantilever Shelf

Fits Units	Width (in.)	Length (in.)	Approx. Pkd. Wt. (lbs.)	Cat. No. Chrome-Plated	Cat. No. Stainless
60" (1525mm) long	12	54	11.8	1254CHC	1254CHS
72" (1825mm) long & 96" (2439mm) long	12	60	12.7	1260CHC	1260CHS

LOAD RATING: 150 lbs. (68 kg.) equally distributed.

Hook

Width (in.)	Depth (in.)	Height (in.)	Approx. Pkd. Wt. (lbs.)	Cat. No. Chrome-Plated	Cat. No. Stainless
$\frac{3}{8}$	1 $\frac{11}{16}$	3 $\frac{7}{16}$	0.1	HK23C	HK23S

Manufactured by: