




Item# _____

Job _____


COMPUTER EQUIPMENT SUPPORT ACCESSORIES

Keyboard/Utility Shelf

Retractable shelf designed to function as either a keyboard or a utility shelf. Its space efficient design optimizes valuable workspace by mounting beneath the work surface and by fully retracting out of your way. With its all steel construction and ball bearing slides, the shelf will provide years of trouble free service. Accommodates most standard keyboards. When used as a utility shelf, it is capable of supporting laptop computers, software manuals or writing tablets. Shelf mounts to either a Super Erecta® wire or qwikSlot™ shelf.^{1,2} Fully extended, the shelf protrudes 12.5" (318mm) beyond the storage system. Mounting brackets and hardware included. Black epoxy finish.



Keyboard Shelf



Utility Shelf

Cat. No.	Width		Length		Approx. Pkd. Wt.	
	(in.)	(mm)	(in.)	(mm)	(lbs.)	(kg.)
CKS1020BL	10	254	20.5	521	7	3.2

¹Keyboard shelf can be installed on a 14" Super Erecta shelf, however, to be fully retractable, a minimum 18" deep shelf is required.

²Two side by side keyboard shelves require a 48" length.

Mouse Pad Tray

This snap on tray provides a stable, yet easy to relocate, support for your mousing surface. The tray snaps over the edge of any Super Erecta wire or qwikSlot shelf. Designed to support most mouse pads. Black epoxy finish.



Cat. No.	Width		Length		Approx. Pkd. Wt.	
	(in.)	(mm)	(in.)	(mm)	(lbs.)	(kg.)
CMTBL	8.25	210	9.75	248	2.75	1.25


Job _____



COMPUTER EQUIPMENT SUPPORT ACCESSORIES

Power Strip

A 48" long power strip with eight outlets. Mounts quickly and easily to either a Super Erecta or qwikSlot post. Includes a 15 ft. (4.57 meter) long cord. Mounting brackets and hardware included. UL/CSA approved. 15A/125VAC/60Hz/1875 W. 14/3 SJT Molded Power Supply Cord. 15 Amp Circuit Breaker. Illuminated Power Switch. Grey/blue finish.



Cat. No.	Width		Length		Approx. Pkd. Wt.	
	(in.)	(mm)	(in.)	(mm)	(lbs.)	(kg.)
CPS48	1.5	38.1	48	1219	6	2.72

Wire Management Device*

Metro's clean and simple wire management device keeps your wires and cables neatly organized both horizontally and vertically. Easily snaps over the edge of any Super Erecta wire or qwikSlot shelf. Large enough to accept the thickest cables. Black epoxy finish.

*For pricing and availability contact your Metro representative.



Cat. No.	Width		Length		Approx. Pkd. Wt.	
	(in.)	(mm)	(in.)	(mm)	(lbs.)	(kg.)
CWM	2	50.8	2	50.8	.5	.25