




Item# _____

Job _____



RT3511N



Metro Mobile SIDE LOAD "KNOCK DOWN" RACKS

- **Material:** Special design, natural finish, high-strength, extruded aluminum (6063-T6 alloy).
- **Rugged:** Tubular framework with aircraft-riveted slide assemblies.
- **Economical:** Shipped "knocked down" for reduced freight rate. Easily assembled with 12 bolts.
- **Sanitary:** Removable slide assemblies for easy cleaning.
- **Versatile:** Slide assemblies can be replaced with slides of other than standard spacing while retaining the same framework.
- **Pass-Thru Design:** Can be loaded on one side and unloaded from the other for maximum efficiency and convenience.
- **Stable:** 5" (127mm) diameter, NSF-listed casters, corner-mounted for maximum stability.
- **Lightweight:** Easy to handle.
- **Rapid Cooling**

Note: Available factory set-up. See price list.

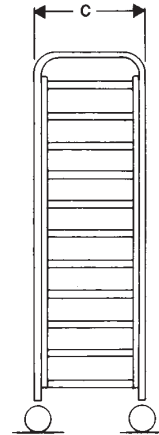
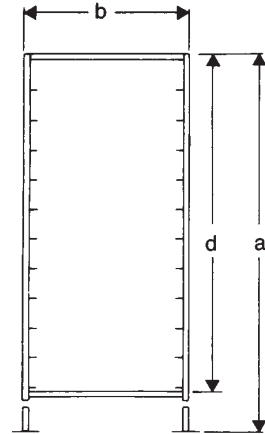
Job _____



Metro Mobile
SIDE LOAD “KNOCK DOWN” RACKS

Specifications

- **Material:** Special design, natural finish, high-strength, extruded aluminum (6063-T6 alloy).
- **Construction:** Pass-thru design, aircraft-riveted construction on slide assemblies, tensilok fasteners for frame assembly.
- **End Frames:** 1” (25mm) square x .093” (2.4mm) wall extruded aluminum tubing.
- **Tie Bars:** Left to right and front to back tie bars of 1” (25mm) diameter aluminum bar stock, drilled and tapped at each end.
- **Slides, 1 1/2” (38mm) Spacing:** .060” x 1/2” x 1 1/2” (1.5 x 13 x 38mm) profile, bulb-tipped extruded channel-riveted to .060” x 1” x 1” (1.5 x 25 x 25mm) angle uprights.
- **Casters:** Two HS5M on back — 5” (127mm) diameter ball bearing swivel stem casters with self-lubricating axle. Two HS5MB on front — same as above with wheel brake. NSF listed.
- **Slides, 3” (76mm) & 5” (127mm) Spacing:** .060” x 1 1/4” x 1 1/2” (1.5 x 32 x 38mm) profile, bulb-tipped extruded angle-riveted to .060” x 1” x 1” (1.5 x 25 x 25mm) angle uprights.



DIMENSIONS:

Model No.	(a) Height		(b) Width		(c) Depth		(d) Inside Height		Slide Spacing (in.) (mm)	Pan Capacity no. size (in.)	Shipping Weight	
	(in.)	(mm)	(in.)	(mm)	(in.)	(mm)	(in.)	(mm)			(lbs.)	(kg)
RT3318N	64 1/8	1630	28 3/8	720	18 3/4	475	56 1/2	1435	3 76	18 18 x 26	40	18
RT3511N	64 1/8	1630	28 3/8	720	18 3/4	475	56 1/2	1435	5 127	11 18 x 26	38	17

ACCESSORIES:

- Model _____
- SU Factory Set-Up _____
- A38 Gray Rubber Corner Bumpers _____